

BONUS! FACTORS & TIPS TO CONSIDER BEFORE BUYING

THE ULTIMATE

LIFT CHAIR

BUYER'S GUIDE



A Complete Guide to
Choosing the Right Lift Chair

AMICA
MEDICAL SUPPLY

FACTORS TO CONSIDER

This guide to lift chairs is intended to assist those needing a lift chair or caregivers seeking information for a friend or relative. By reading this guide you will learn about the different types of lift chairs available and also some popular manufacturers of quality lift chairs.

Lift chair recliners can make a great addition to your home decor. Lift chairs will provide comfort and help increase your independence. Lift chairs are considered medical equipment, but you may not notice when looking at one. Most lift chairs are designed to look just like normal recliner chairs. When looking at the chair, most people probably won't even know that it is a lift chair, unless you were to tell them.

Factors to consider when buying a lift chair?

1 What size lift chair do you need?

Like most things, sizes of lift chairs are primarily small, medium and large. What is not like most things is the person who is going to be using the lift chair. People come in all shapes and sizes and don't always fit into a simple small, medium, large description. For example, as we get older our upper torso shrinks. A person who was once 6' may now be shorter but still has the longer legs of a six-footer. Seat height and seat depth therefore become important. We wouldn't want this person who is now a medium size person to choose a medium size chair and end up with their feet hanging off the ottoman. In other words, seat height and seat depth are more important here than the mere size of the chair. This buying guide contains a lift chair sizing guide.

2 How far do you want the lift chair to recline?

This may sound like an odd question, but it's actually quite relevant. A lift recliner chair user who just needs a hand getting up and down, but is otherwise mobile, should consider a 2-position lift chair, which reclines slightly backwards to about a 45-degree angle and is perfect for reading and watching TV for shorter periods of time. A person with greater mobility limitations, however, may spend extended periods of time in their lifting chair, napping and sleeping. For them, a 3-position lifting recliner may be ideal. This option reclines back to a nearly nearly-flat position that works well for short naps. The most versatile lifting recliners are the infinite-position models that can lay completely flat and allow the footrest to be adjusted regardless of the backrest position (on two- and three-position models, the footrest only extends when the backrest is reclined). Infinite-position lift chairs are best for users who expect to be sleeping in their chair for longer periods of time.

3 What additional features to consider?

If you are left-handed, have limited mobility in your right hand due to a stroke or other health condition, you can opt for a lift chair that has a remote control mounted on the left side of the chair for easy access; if you need this feature, check to ensure that the chair you choose offers such an option.

Finally, some manufacturers can custom-build a lift recliner chair to include features such as heat and massage functions, which only enhance the therapeutic qualities of your chair.

LIFT CHAIR TYPES

2 Position

The two way chair is a recliner that can be used in two positions: upright and reclined. The upright position places the chair back at a 90-degree angle with the floor. The reclined position places the chair back at approximately a 45-degree angle to the floor and an extending footrest comes out to hold the legs parallel to the floor. The upright position is also referred to as “sitting” position and the reclined position is referred to as the “reading/television viewing” position.

3 Position

The three way recliner has the first two positions, and an additional fully reclined position. Also known as the “napping” position, this third option allows the user to kick back for a nap. The chair back is at approximately a 30-degree angle to the floor with the footrest still holding the user’s legs parallel to the floor. The chair still holds the user in a slight bended position at the waist, which can feel uncomfortable after a long period of time.

Infinite Position

The infinite position chair allows the user a full range of reclining positions. It can fully recline into a true sleeping position for those users who have trouble getting into a bed, or just serve as a bed for guests. The infinite position is more comfortable than a fully reclined position, as it also straightens out the user’s legs and back, allowing the user to sleep in a flat position with a slightly elevated back.

Zero Gravity

The gravity lift chairs offer the wide range of positions available in an infinite lift chair. These chairs also extend even further backwards, angling the chair back towards the floor. This is considered to be very helpful for those with back problems. The chair is designed to reduce all strain on the back, while still fully supporting the body. It is also known for increasing lung capacity and improving blood circulation. The gravity lift chair is more of a specialty item, but can be a lifesaver for those with painful back and circulation issues.



2 Position	✓	✓						
3 Position	✓	✓	✓	✓				
Infinite Position	✓	✓	✓	✓	✓	✓	✓	
Zero Gravity	✓	✓	✓	✓	✓	✓	✓	✓

BACK STYLES



Biscuit Back



Pillow Back



Split Back



Sewn Back



Button Back

Quick Tip

The Split Seam back is the most popular and will be offered in more models. If you are looking for a traditional look, then I would go with the Button Back. The button backs are usually firmer than the pillow backs.

WHAT SIZE IS BEST FOR YOU?

Lift Chair Sizes

The recliner lift chairs are commonly available on the commercial market are made in different sizes. The different sizes are capable of lifting users of different weights and heights. While getting the largest size may seem like the easiest option, the smaller chairs can be more affordable and do the job just as well. When shopping for a lift chair, be sure to look at the chair specifications for user height and weight.

Chair Size	User Height	User Weight
Small	Up to 5'3"	N/A
Medium	5'3" to 5'8"	375 lb.
Large	5'8" to 6'1"	375 lb.
Tall	6'1" to 6'6"	375 lb.
Wide/XL	N/A	500 lb.
Heavy Duty/XXL	N/A	600. to 700 lb.

These user height and weight recommendations are general standards, but not all manufacturers make chairs to these specifications. People should check with the maker of the chair to confirm that the size is appropriate for their height and weight.



Quick Tip

One very simple way to determine what size lift chair you require is to consider the furniture you already have in your home. If you currently own a standard recliner which you find comfortable, simply measure the distance from the floor to the seat, the width and depth of the seat, and the distance from the back of the seat to the top of the back rest.

LIFT CHAIR FABRICS


Golden Technologies upholstery options

STOCK FABRICS

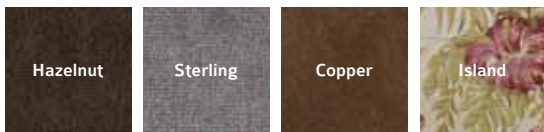
Golden Comforter & MaxiComfort (ships in 1-2 days)



Golden Monarch (ships in 1-2 days)




Traditional Series Williamsburg (ships in 1-2 days)



PREMIUM FABRICS


Golden Brisa (ships in 4-5 days)



Golden Bella Velvet (ships in 10-14 days)




Golden Crypton (ships in 10-14 days)



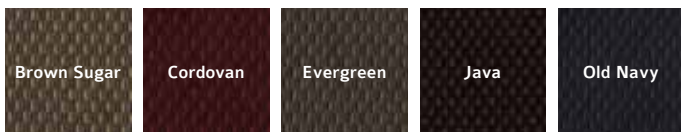
Mega Motion upholstery options

STOCK FABRICS


Easy Comfort LC-100 (ships in 2-3 days)



Golden Comfort LC-400 (ships in 2-3 days)



Easy Comfort LC-200 (ships in 2-3 days)



Quick Tip

There is many fabrics options to choose from but no all fabrics are in-stock ready to ship. Some chairs have to be custom built and can adjust the lead time on your new lift chair.



LIFT CHAIR FABRICS (continued)

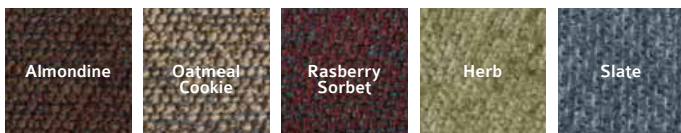
Pride upholstery options

STOCK FABRICS

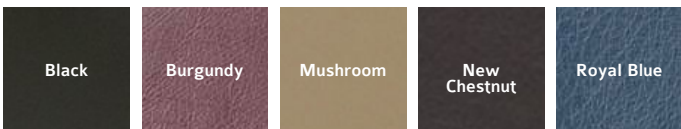
Cloud Nine Standard (ships in 1-2 days)




Cloud Nine Optional (ships in 15-25 days)



Lexis Vinyl (ships in 18-25 days)



Padded Suede (ships in 20-30 days)




PREMIUM FABRICS

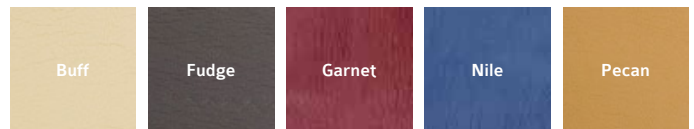
Crypton Smart Suede (ships in 20-30 days)



Crypton Smart Fabric (ships in 20-30 days)



Ultraleather (ships in 25-30 days)



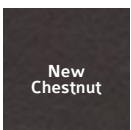
LC-105 Micro Suede Fabrics (ships in 18-25 days)

available on LC-105 Only



LC-105 Polyurethane Fabric (ships in 25-30 days)

available on LC-105 Only



Serta Perfect Fabric (ships in 25-30 days)

available on Serta Collection Only



WE CAN HELP, CALL TODAY!

Quick Tip

Although shopping for a lift chair in an brick and mortar store is traditional, online shopping offers many advantages, especially for people who have trouble getting around. Online shopping for lift chairs lets you compare prices, accessories, and options from the comfort of your own home. Amica Medical Supply offers free shipping directly to your door and an easy exchange or return policy if you are not satisfied with your scooter selection. Not to mention buying online will save you allot of money!

Still have a question? Call us, we can help

1-888-939-0774

This lift chair guide is meant to be just what the name implies, a guide. If you should have further questions regarding your or a loved one's lift chair, we encourage you to seek assistance from one of our qualified lift chair specialist.

For questions regarding the purchase of a lift chair, please contact us at 1-888-939-0774 or check out the lowest prices online at www.amicamedicalsupply.com

5% Off Your Lift Chair Purchase - Coupon Code: LCAUTO

